











St Joseph's Catholic Primary School

Autumn Term 2 2020

Information sheet for Nursery

<p>Communication and Language & Literacy</p>  <p><u>We will:</u></p> <ul style="list-style-type: none"> * Practise responding appropriately e.g good morning, thank you, sorry * Recap our classroom rules and remember how to follow them * Listen to stories and rhymes * Retell stories and rhymes * Recognise our own name * Practise writing our own name * Work on Phase 1 Phonics through various activities 	<p style="text-align: center;"><u>Teachers</u></p> <p style="text-align: center;">Mrs Pearson & Mrs Smith</p> <div style="text-align: center;">  <p><u>Nursery Nurse</u></p> <p style="text-align: center;">Miss Coonan</p> </div>	<p>Mathematics</p>  <p><u>We will:</u></p> <ul style="list-style-type: none"> * Learn to count objects 1 - 5 carefully * Learn to recognise numbers 1 - 5 * Learn to recognise Numicon shapes 1-5 * Sing lots of different counting songs/rhymes * Learn about 2D shapes * Recognise 2D shapes in the environment * Learn about measuring length * Learn about measuring weight
<p>Physical Development</p>  <p><u>We will:</u></p> <ul style="list-style-type: none"> * Play games and do activities to build up our hand and arm muscles to help with our pencil control * Practise putting on our own coats and wellies * Play in the quad to build up our bigger muscles and core strength * Use natural materials to build obstacle courses and learn how to balance * Do different 'Finger Gym' activities each week, to help to build up my fine motor skills 	<p style="text-align: center;">This half term's topic is:</p> <p style="text-align: center;"><i>"Festivals & Celebrations"</i></p> <div style="text-align: center;">  </div>	<p>Social & Emotional Development</p> <p><u>We will:</u></p> <ul style="list-style-type: none"> * Continue to establish rules and routines within the Nursery * Continue to build relationships with peers and teachers * Various circle times to talk about emotions and feelings <div style="text-align: center;">  </div>
<p>Understanding the World</p>  <p><u>We Will:</u></p> <ul style="list-style-type: none"> * Learn how to use the remote control cars * Learn how to use the torches * Learn how to use a CD player * Learn how to use the chromebooks in class * Talk about the seasons- changes in the weather * Learn about Bonfire Night & Safety * Celebrate Remembrance Day * Celebrate Diwali * Look at various celebrations- birthdays, weddings, christenings, * Celebrate Christmas 	<p>Creative Development</p>  <p><u>We Will:</u></p> <ul style="list-style-type: none"> * Paint pictures- using poster paint and powder paint * Start to learn about colour mixing * Make Diva Lamps using clay * Use various materials to create * Explore textures 	<p>Religious Education</p>  <p><u>We Will:</u></p> <ul style="list-style-type: none"> * Join in with daily prayers * Make the sign of the cross * Learn a simple hymn * Learn about God's Family * Learn about The Nativity Story * Learn about Advent

You can help me by



- ★ Encouraging me to dress independently on a morning
- ★ Encouraging me to put on my own coat and shoes
- ★ Encouraging me to fasten up my own coat
- ★ Labelling ALL of my clothes, including coat, hat, shoes, gloves, scarves etc...
- ★ Send me to school with a water bottle with my name on it
- ★ Reading books to me, and asking me questions about the text/illustrations


EYFS Dates for your diary:

In addition to the whole school calendar



- ★ Last day of term - Friday 18th December 2020
- ★ First day back after the Christmas holiday - Monday 4th January 2021

Other notices

- ★  **Baking and Extras Money.** If you feel able to contribute, please send £2 for the Autumn term. This money allows us to provide extra things for the children in EYFS such as baking, food technology and play dough, Thank you so much!
- ★ **Water Bottles** - Please send a water bottle into school with your child each day. Please make sure that it is labelled with their name .
- ★ **Red School Book Bags** - Please ensure this is brought in **daily**. Important letters and information will be sent home in these.
- ★ **Toys** - Please do not bring any toys into school, they may get lost and the children may become upset. Also it is not advised during the current climate due to the Coronavirus Pandemic. There are lots of resources for the children to use at school.